



TPL SOLAR MODULE

TPL M-60 Series 250W-275W



EU Brand & Warranty



High Efficiency

High module conversion efficiency (up to 16.8%), through innovative manufacturing technology.



Low-Light Performance

Advanced glass and solar cell surface texturing allow for excellent performance in low-light environments




Severe Weather Resilience

Certified to withstand : wind Load (2400 Pascal) And Snow Load (5400 Pascal)



4 Busbar Solar Cell

4 busbar solar cell adopts new technology to improve the efficiency of modules , offers a better aesthetic appearance.



Superior Quality Control

Full automatic production line
ISO9001:2008 quality management system
100% three times EL and appearance inspection



Plus tolerance

0-+5W positive power tolerance guarantees the highest system efficiency and yield stability



Performance Guarantee

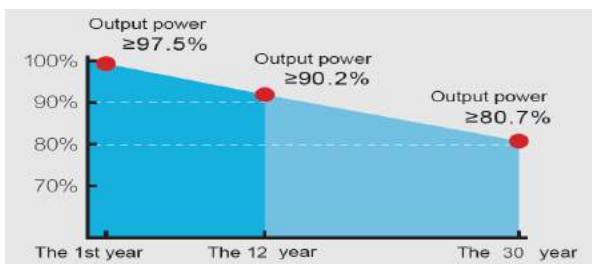
With the linear performance guarantee of 30 years and a product warranty of 12 years, TPL Solar guarantees highest investment security and warranty claims.



Certificates

TPL Solar modules are CE and TUV certified. Meet Australia CEC standard and on CEC list. Fire safety Class C

Performance Assurance



EN 61215:2005
EN 61730-1:2007/A2:2013
EN 61730-2:2007/A1:2012



TPL ENERGY CO., LIMITED
(TPL SOLAR)

E-Mail: info@tplsolar.com

Web: www.tplsolar.com

ELECTRICAL DATA

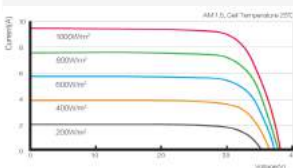
		TPL250M-60	TPL255M-60	TPL260M-60	TPL265M-60	TPL270M-60	TPL275M-60
Nominal power	Pm (Wp)	250	255	260	265	270	275
Open circuit voltage	Voc (V)	37.62	37.74	37.82	37.93	38.03	38.13
Short-circuit current	Isc (A)	8.51	8.60	8.65	8.69	8.74	8.79
Voltage at max power	Vmp (V)	31.38	31.76	31.99	32.32	32.61	32.90
Current at max power	Imp (A)	7.97	8.03	8.13	8.20	8.28	8.36
Module efficiency	(%)	15.36	15.67	15.98	16.29	16.60	16.90
Cells efficiency	(%)	17.40	17.97	18.32	18.67	19.02	19.37
System Voltage	(V)	1000					
Temp. coefficient Voc	(%; °C)	-0.36					
Temp. coefficient Isc	(%; °C)	0.06					
Temp. coefficient Pm	(%; °C)	-0.36					
Operating temp.	(°C)	-40 to +85					
NOCT	(°C)	45±2					

The electrical data apply to standard test conditions (STC): Irradiance of 1000 W/m² with spectrum AM 1.5 and a cell temperature of 25°C.

TECHNICAL DATA

Junction box	3 bypass diodes, IP67
Wire cross section (Ø, mm ²)	4.0
Cable length (mm)	900
Connector type	MC4/MC4 compatible
Dimensions (L x W x H, mm)	1640 x 992 x 35
Weight (kg)	18.5
Cell dimensions (mm)	156 x 156
No of cells / assembly	60 / 6x 10
Type of cells	mono-crystalline
Hail resistance	Max. Ø 28 mm at 23 m/s
Wind load	2400Pa / 244kg / m ²
Mechanical load	5400Pa / 550kg / m ²

I-V CURVE



PACKING

	Container (20')	Container (40')
Pieces Per Pallet	30	30
Pallets Per Stack	2	2
Stacks Per Container	12	24
Pieces Per Container	360	840

DIMENSIONS

